venice

design by Studio28

scheda di montaggio
assembly instructions

8250

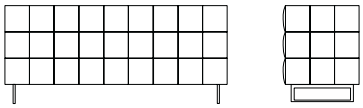

100% Made in Italy

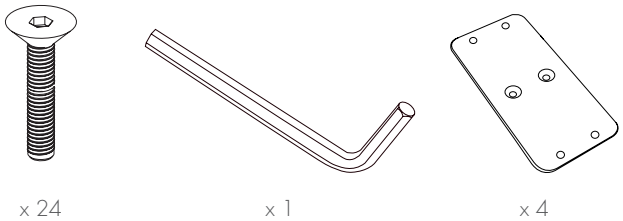

x 24 x 1 x 4

ferramenta
hardware

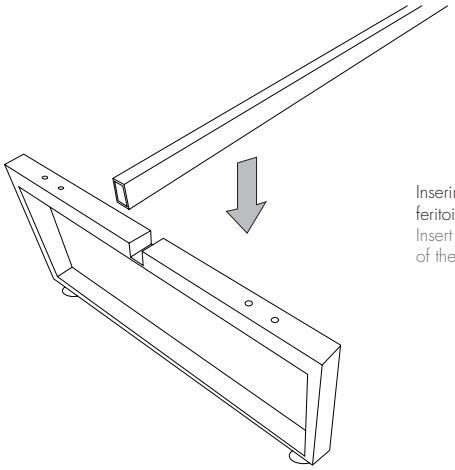

Inserire la barra lunga nelle feritoie dei due piedi cromati.
Insert the long bar into the slots of the two chrome feet.

1

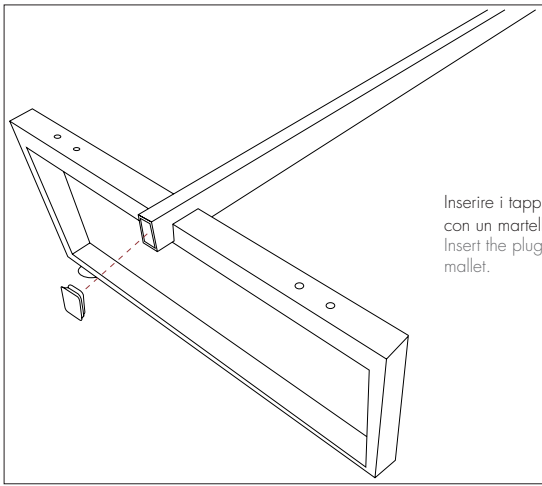

Inserire i tappi alettati aiutandosi con un martello di gomma.
Insert the plugs using a rubber mallet.

2

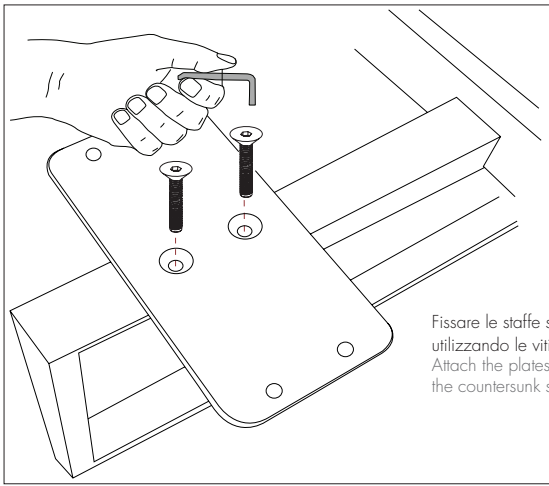

Fissare le staffe sui piedi utilizzando le viti con testa svasa.
Attach the plates on the feet using the countersunk screws.

3

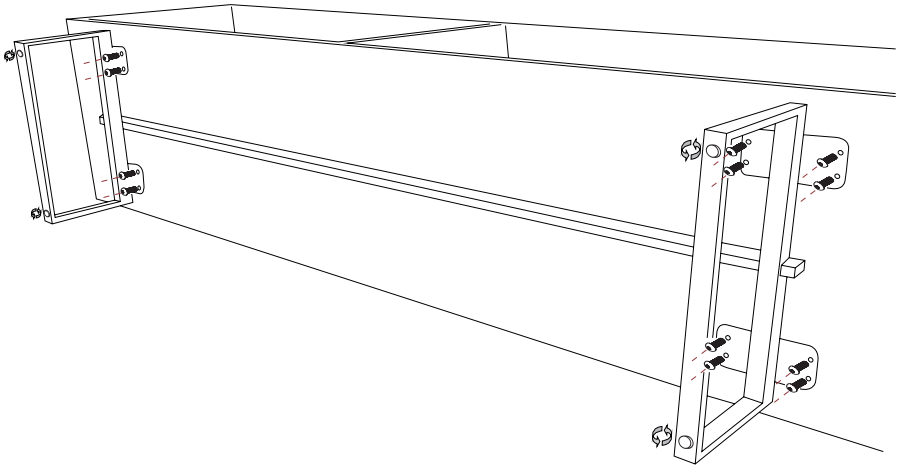

Fissare la base al fondo del mobile utilizzando le viti restanti con relative rondelle.
Se necessario regolare i piedini affinchè il mobile sia perfettamente dritto e stabile.
Attach the base to the bottom of the sideboard using the remaining screws and washers.
If necessary, adjust the feet so that the sideboard is perfectly straight and stable.

4

Tonin CASA

Tonin Casa
divisione della
Progetto Design International srl

Via Guglielmo Marconi, 37
35010 San Pietro in Gu (PD), Italy

t +39 049 9453300
f +39 049 9450725

info@tonincasa.it
www.tonincasa.it